

fourways | SAMSUNG

Smart Airconditioning Solutions



AR4500 Inverter air conditioner



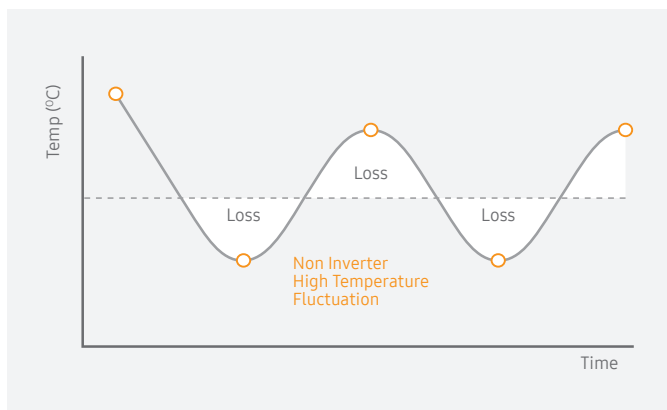
- **Energy Saving** - Saves energy every day with Digital Inverter technology.
- **Fast Cooling** - Rapidly reaches the desired temperature, so you feel comfortably cool faster.
- **HD Filter** - Prevents fine dust particles, allergens, and airborne contaminants from spreading out in the air.
- **2-Way Auto Swing** - Automatically controls the air flow direction, so it evenly distributes cool/warm air to ensure maximum comfort.
- **Good Sleep** - Creates the ideal conditions for a good night's sleep.
- **Auto mode** - Auto restart function and indoor temperature display.
- **DuraFin™ Plus** - Long-lasting DuraFin™ coil is produced with corrosion-resistant material to powerfully protect the condenser from rusting. This helps to maintain the optimal performance and efficiency of the Heat Exchanger.

AR4500 Inverter air conditioner

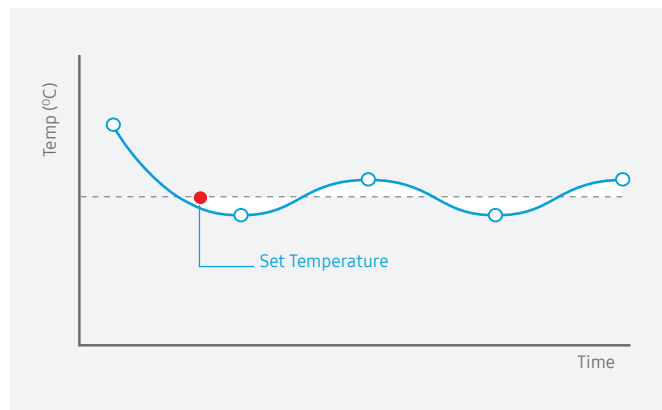
Energy Saving

Saves energy, while reducing noise and vibration.

Save money every day with Digital Inverter technology. It maintains the desired temperature without frequently turning off and on, so there's less fluctuation. And it uses strong magnets and a Muffler, so it is quieter, lasts much longer and reduces energy consumption



Non Inverter

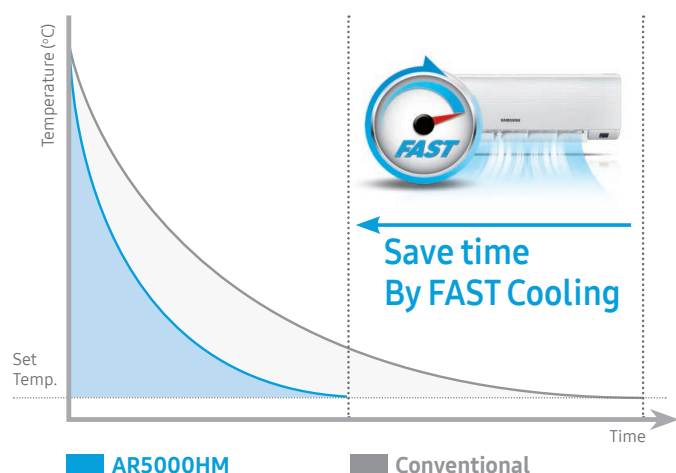


Digital Inverter

Fast Cooling

Rapidly reaches the desired temperature, so you feel comfortable faster.

Cool a whole room rapidly and effectively. Fast Cooling mode operates with the fastest fan speed, before slowing down. So it **cools or heats** much faster and reaches the desired temperature in the shortest time. It's ideal for immediate relief from the heat outside.



HD Filter

Prevents fine dust particles and allergens from spreading out in the air.

Make sure that the air you breathe is always clean and fresh. The HD Filter is really effective at capturing dust, airborne contaminants and allergens, such as pollen, mold spores and pet dander. And it's also washable, so all you need to do is give it a quick rinse in water and then reuse it.



Good Sleep

Creates the ideal conditions for a good night's sleep.

Enjoy a great night's sleep – every night! Good Sleep mode automatically controls and fine-tunes the temperature to create the ideal conditions for each stage of the sleep cycle. So you gain precious minutes of sleep and feel fully refreshed. And it also uses less energy than normal cooling

2-Way Auto Swing

Automatically controls the air flow direction, so it evenly distributes cool/warm air to ensure maximum comfort.

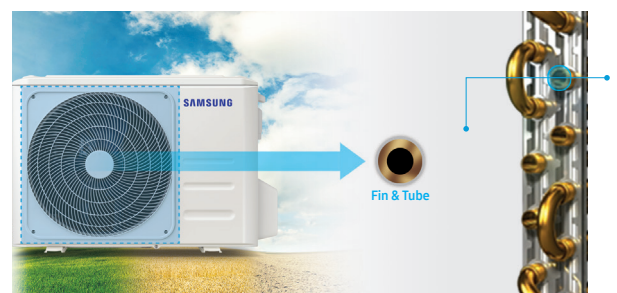
Create a comfortable environment with an even temperature in every corner. The 2-Way Auto Swing function automatically controls the air flow direction, so it's quickly and evenly distributed across the room. It can expel cool or warm air further and in every direction to ensure maximum comfort.



DuraFin™ Plus

Maintains the performance and efficiency of the Heat Exchanger.

Stay comfortably cool for much longer. The Fin protection is made of corrosion-resistant material to protect the condenser from rusting, which helps to maintain the optimal performance of the Heat Exchanger. Its superb corrosion-resistance was proven using the Salt Spray Test (SST) for 480 hours



AR4500 Inverter air conditioner

9000, 12000, 18000 & 24000 BTU

Model Code		AR09BSHGAWK/FA	AR12BSHGAWK/FA	AR18BSHGAWK/FA	AR24BSHGAWK/FA
Capacity	Capacity (Cooling, Btu/hr)	8530 Btu/hr	10407 Btu/hr	16003 Btu/hr	22008 Btu/hr
	Capacity (Heating, Btu/hr)	8872 Btu/hr	11260 Btu/hr	17999 Btu/hr	23032 Btu/hr
	Capacity (Cooling, Min - Max, Btu/hr)	2,218-10,236 Btu/hr	2,047-12,283 Btu/hr	5,732-19,210 Btu/hr	5,800-25,200 Btu/hr
	Capacity (Heating, Min - Max, Btu/hr)	2,047-11,601 Btu/hr	2,047-12,966 Btu/hr	5,323-22,280 Btu/hr	4,800-27,000 Btu/hr
	Capacity (Cooling, kW)	2.50 kW	3.05 kW	4.69 kW	6.45 kW
	Capacity (Heating, kW)	2.60 kW	3.3 kW	5.28 kW	6.75 kW
	Capacity (Cooling, Min - Max, kW)	0.65-3.00 kW	0.60-3.60 kW	1.68-5.63 kW	1.70-7.40 kW
	Capacity (Heating, Min - Max, kW)	0.60-3.40 kW	0.60-3.80 kW	1.56-6.53 kW	1.40-7.90 kW
Energy Efficiency	EER (Cooling, W/W)	3.01 W/W	3.01 W/W	3.01 W/W	3.21 W/W
	COP (Heating, W/W)	3.50 W/W	3.21 W/W	3.20 W/W	3.55 W/W
	EER (Cooling, Btu/hW)	10.28 Btu/hW	10.27 Btu/hW	10.27 Btu/hW	10.95 Btu/hW
	COP (Heating, Btu/hW)	11.96 Btu/hW	10.95 Btu/hW	10.91 Btu/hW	12.12 Btu/hW
Noise Level	Noise Level (Indoor, High/Low, dBA)	36/25.0 dBA	36/22.5 dBA	41/34 dBA	46/37 dBA
	Noise Level (Outdoor, High/Low, dBA)	47 dBA	52 dBA	53 dBA	54 dBA
Electrical Data	Power Source(Φ/V/Hz)	1 / 220~240 / 50	1 / 220~240 / 50	1 / 220~240 / 50	1 / 220~240 / 50
	Power Consumption(Cooling, W)	830 W	1013 W	1558 W	2010 W
	Power Consumption(Heating, W)	742 W	1028 W	1650 W	1900 W
	Operating Current(Cooling, A)	3.70 A	4.50 A	9.00 A	9.00 A
	Operating Current(Heating, A)	3.20 A	4.60 A	8.50 A	8.50 A
Physical Information	Net Dimension (Indoor, WxHxD)	790x275x200 mm	790x275x200 mm	970x300x224 mm	1078x325x246 mm
	Net Dimension (Outdoor, WxHxD)	782x540x320 mm	848x596x320 mm	899x596x378 mm	912x646x373 mm
	Net Weight (Indoor, kg)	9.0 kg	9.0 kg	14.0 kg	17.0 kg
	Net Weight (Outdoor, kg)	27.0 kg	31.0 kg	40.0 kg	44.0 kg
Technical Information	Piping Length (Max, m)	15 m	20 m	20 m	25 m
	Piping Height (Max, m)	10 m	10 m	10 m	10 m
	SVC Valve (Liquid (ODxL))	φ6	φ6	φ6	φ6
	SVC Valve (Gas (ODxL))	φ9.52	φ9.52	φ12	φ16
	Moisture Removal (l/hr)	0.80 l/hr	1.40 l/hr	2.00 l/hr	2.00 l/hr
	Air Circulation (Cooling, °C/min)	560 °C/min	560 °C/min	800 °C/min	1200 °C/min
	Refrigerant (Type)	R410A	R410A	R410A	R410A
	Low Ambient (Cooling, °C)	18~43 °C	-15~43 °C	18~43 °C	18~48 °C
	Low Ambient (Heating, °C)	-7~24 °C	-15~24 °C	-7~24 °C	-7~24 °C
Air Flow	Air Direction Control (Up/Down)	Auto	Auto	Auto	Auto
	Air Direction Control (Left/Right)	Manual	Manual	Manual	Manual
	Air Flow Control Step (Cool/Fan)	3 Step	3 Step	3 Step	3 Step
Convenience	Indoor Temp. Display	Yes	Yes	Yes	Yes
	Display On/Off	Yes	Yes	Yes	Yes
	24-Hour Timer	Yes	Yes	Yes	Yes
	Auto Restart	Yes	Yes	Yes	Yes
Operating Mode	Auto Mode	Yes	Yes	Yes	Yes
	Fast Cool	Yes	Yes	Yes	Yes
	Good Sleep	Yes	Yes	Yes	Yes
	Dehumidification	Yes	Yes	Yes	Yes
	Fan Mode	Yes	Yes	Yes	Yes

Due to Samsung's policy of constant improvement, specifications are subject to change without notice. E&OE.

* Specifications may be subject to change without prior notice.

1. Cooling capacities based on: - Indoor temperature: 27°C DB, 19°C Wb - Outdoor temperature: 35°C DB, 24°C WB. Equivalent refrigerant piping: 5m, Level difference: 0M
2. Heating capacities based on: - Indoor temperature: 20°C DB, 15°C Wb - Outdoor temperature: 7°C DB, 64°C WB. Equivalent refrigerant piping: 5m, Level difference: 0M
3. Sound pressure was acquired in an anechoic room. Thus noise level may be different depending on the installation conditions.
4. These products contain R410A which is fluorinated greenhouse gas.

Exclusively distributed and supported by Fourways Group

@ sales@fourwaysgroup.co.za

www.fourwaysgroup.co.za

in Fourways Group

@fourwaysgroupsa

fourways | SAMSUNG
Smart Airconditioning Solutions

JHB: (011) 704 6320 · PTA: (012) 643 0445 · BFN: 076 466 5158 · KZN: (031) 579 1895 · CT: (021) 556 8292 · GQ: (041) 484 6413 · EL: (043) 722 0671